

# Stocks of softwood saw logs, pulpwood and pulp chips 2022

At the end of 2022, total stocks of softwood saw logs, pulpwood and pulp chips amounted to 7.7 million m<sup>3</sup> (solid cubic meters under bark). The stocks of coniferous saw logs were just over 3 million m<sup>3</sup> and the stocks of pulpwood 3.8 million m<sup>3</sup>.

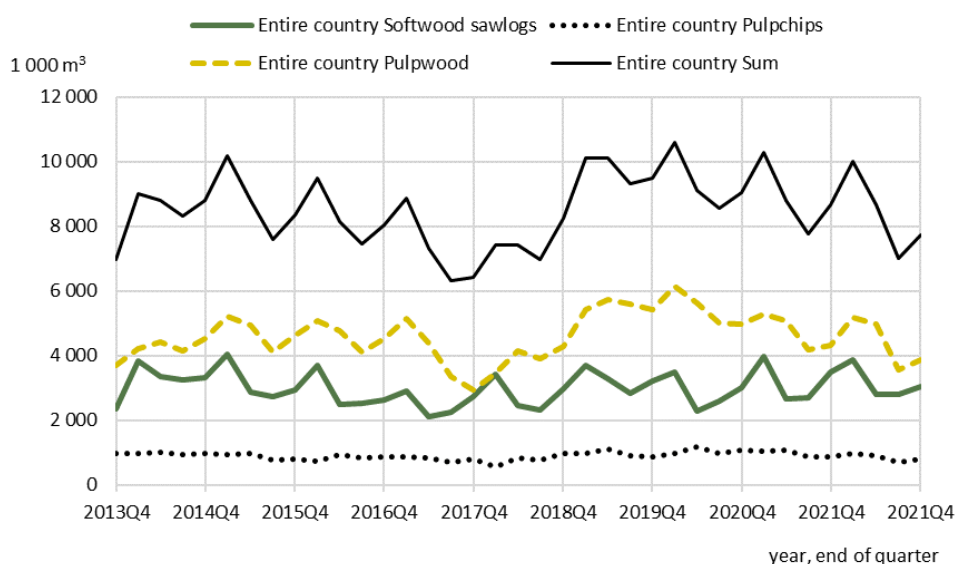
## Stocks of wood raw materials

The stocks of softwood saw logs at year-end 2022 were just over 3.0 million m<sup>3</sup>.<sup>1</sup>

Stocks of pulpwood amounted to 3.8 million m<sup>3</sup>, which is 11 percent less than at year-end 2021.

Stocks of pulp chips were 0.8 million m<sup>3</sup>, a decrease of 5 percent.

Figure 1. Stocks of softwood saw logs\*, pulpwood and pulp chips at the end of the quarter, 2013-2022. The whole country.



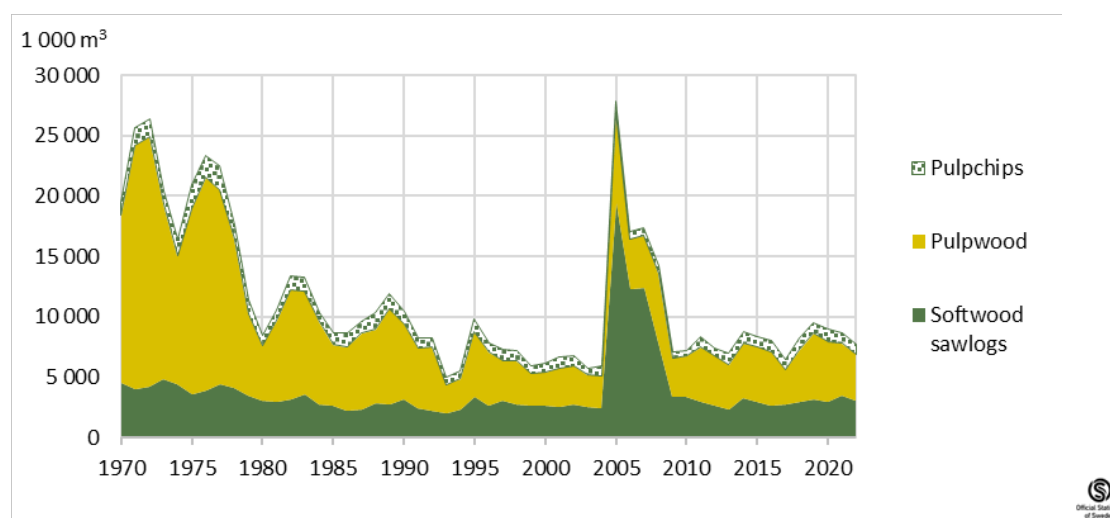
\*Comparison of soft wood saw logs stocks in 2022 with previous years should be made with great care. See footnote 1. Source: Swedish Forest Agency

<sup>1</sup>As of 2022, the survey has been expanded for a more complete accounting of stocks of coniferous sawn timber by road. This means that comparisons with stocks for previous years should be made with great care. We estimate that the extension corresponds to about 300,000 m<sup>3</sup> of softwood saw logs.

Figure 2 shows stock volumes of up to 25 million m<sup>3</sup> in the early 1970s. In the years that followed, inventory volumes decreased, especially for pulpwood, to average just over 10 million m<sup>3</sup> in the 1980s.

Since the 1990s, stocks have varied between 5 and 10 million m<sup>3</sup>, except for 2005 and 2007 when stocks were significantly larger due to large stormfellings. The data for the storm years are uncertain due to difficulties in estimating the large volumes that storms Gudrun (2005) and Per (2007) brought with them.

Figure 2. Stocks of softwood saw logs\*, pulpwood and pulp chips at year-end 1970-2022



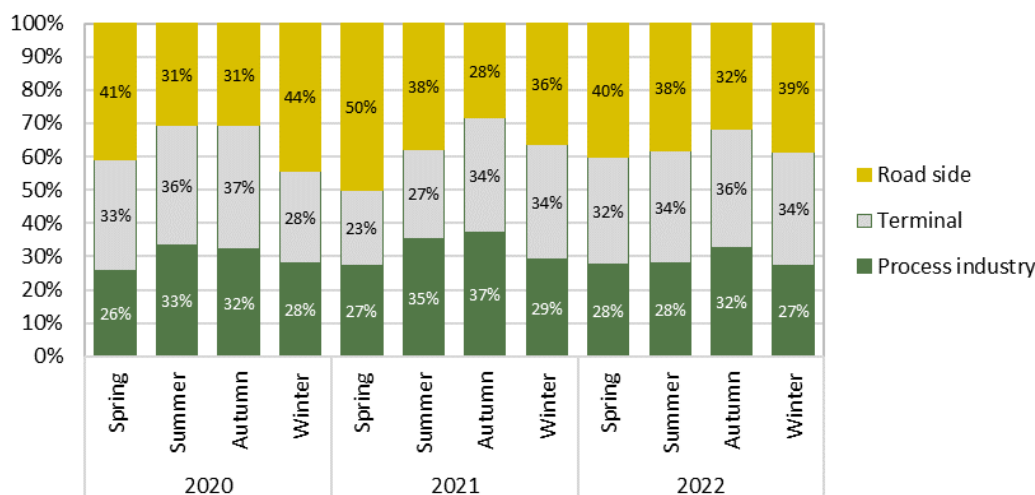
\*Comparison of soft wood saw logs stocks in 2022 with previous years should be made with great care. See footnote 1.

Source: Swedish Forest Agency

## Inventory by place of storage

The proportion of pulpwood at the roadside is usually highest in the spring and decreases during the summer, before increasing again in late autumn and winter. This was also the case in 2022, as shown in Figure 4.

Figure 3. Share of pulpwood stocks by storage site at quarter-end 2020, 2021 and 2022

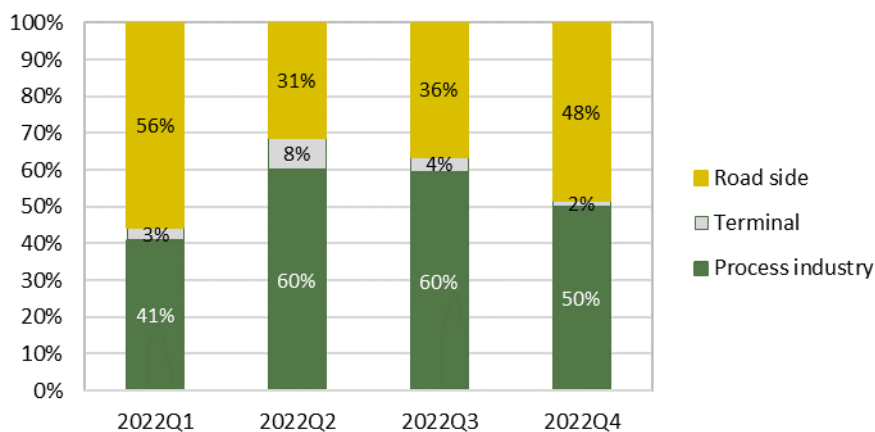


Note that spring, summer, autumn and winter account for the four measurement occasions on 31 March, 30 June, 30 September and 31 December.

Source: Swedish Forest Agency

In 2022, we asked the companies to also distribute the stock of softwood saw logs per storage site. During the year, we understood that companies may have interpreted the instructions a little differently, which means that the figures we now publish are preliminary. The figures may be corrected during the year.

Figure 4. Share of stock of softwood saw logs per storage site at quarter-end 2022. NB! Preliminary data.



Source: Swedish Forest Agency

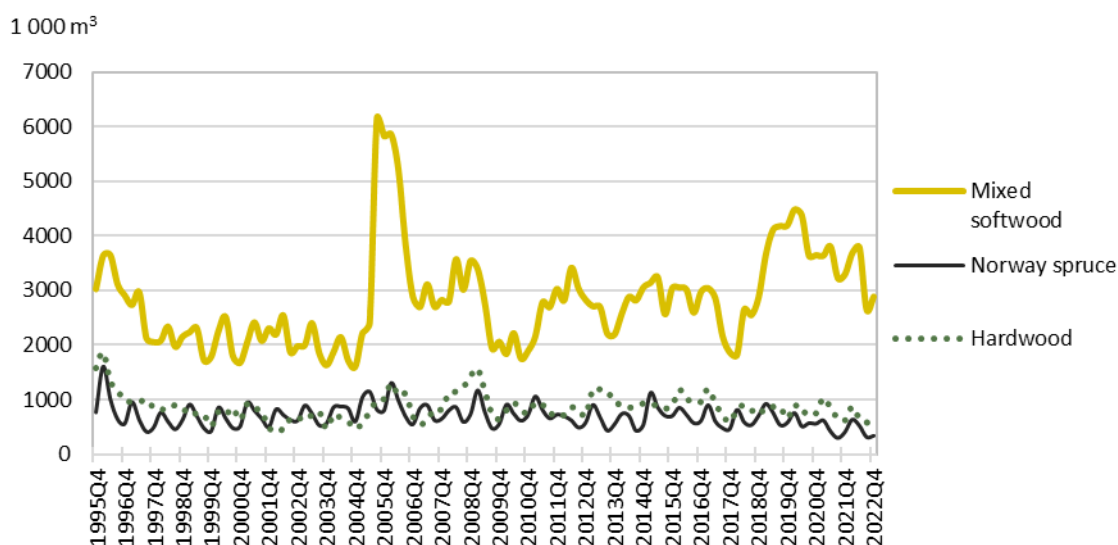
## Stocks of pulpwood per assortment

Mixed softwood pulpwood makes up the largest part of the pulpwood stocks in all timber balance regions. At the end of 2022, there was a total of 2.9 million m<sup>3</sup> of softwood pulpwood in stock, which was 12 percent less than the same time in 2020.

The stocks of Norway spruce pulpwood were 345,000 m<sup>3</sup> at year-end 2022, which is the lowest figure since measurements began and 17 percent lower than the same time in 2021.

The stocks of hardwood pulpwood at year-end 2022 were just over 600,000 m<sup>3</sup>. That was 2 percent more than at year-end 2021.

Figure 5. Stocks of mixed softwood pulpwood, Norway spruce pulpwood and hardwood pulpwood at year-end 1995 to 2022.

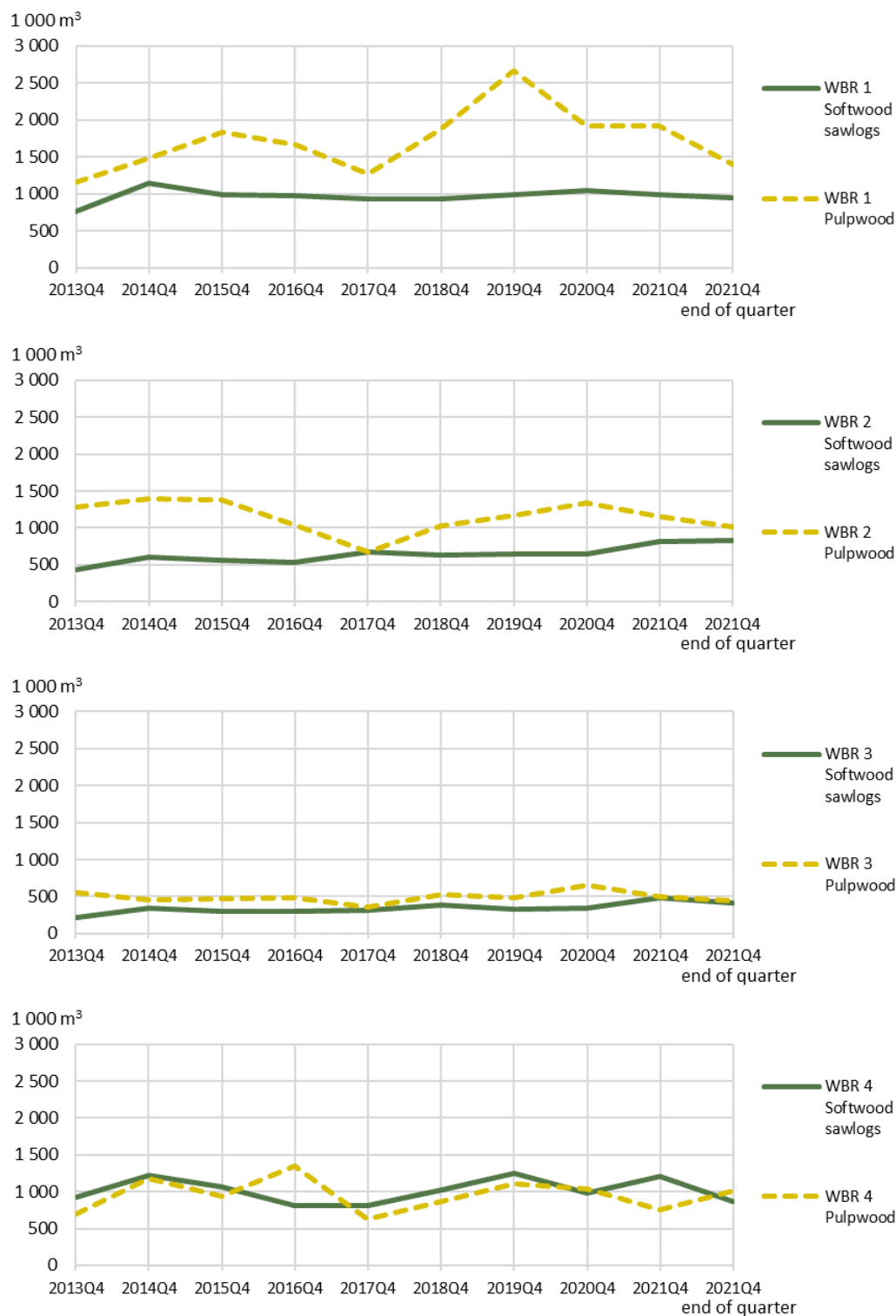


Source: Swedish Forest Agency

## Stocks per timber balance region

The volume of stocks varies between different timber balance regions. Figure 5 shows the stock volume of coniferous sawlogs and pulpwood at year-end during the years 2013 to 2022 in the respective timber balance region (WBR).

Figure 6. Stocks of softwood saw logs\* and pulpwood by timber balance region and year-end 2013 to 2022



\*Comparison of softwood sawlogs stocks in 2022 with previous years should be made with great care. See footnote 1.

Source: Swedish Forest Agency

## How we make the statistics

The statistics are based on survey responses on timber volumes at the forest industries, at timber terminals and by road. All pulp mills and the largest forest owners, purchasing companies and sawmills are included in the survey. The questionnaires are sent out at the end of each quarter and the answers must relate to the stock situation on March 31, June 30, September 30 and December 31, respectively.

The statistics are included in the Official statistics of Sweden.

More information about the survey. [Stocks of sawlogs, pulpwood and pulpchips](#)

## Explanation

### Timber balance region (WBR)

WBR 1: Counties of Västernorrland, Västerbotten, Norrbotten, Jämtland (except Härjedalen Municipality).

WBR 2: The counties of Stockholm, Uppsala, Gotland, Västmanland, Dalarna and Gävleborg and Härjedalen municipality.

WBR 3: The counties of Västra Götaland (except the municipalities of Ale, Lerum, Vårgårda, Bollebygd, Tranemo, Lilla Edet, Mark, Svenljunga, Herrljunga, Vänersborg, Trollhättan, Alingsås, Borås and Ulricehamn), Värmland, Örebro and Habo and Mullsjö municipalities.

WBR 4: County Södermanland, Östergötland, Jönköping (excl. Habo and Mullsjö municipality), Kronoberg, Kalmar, Blekinge, Skåne, Halland and Ale, Lerum, Vårgårda, Bollebygd, Tranemo, Lilla Edet, Mark, Svenljunga, Herrljunga, Vänersborg, Trollhättan, Alingsås, Borås and Ulricehamn).

The unit m<sup>3</sup> stands for solid cubic meters under bark.



 Official Statistics of Sweden

The statistics are produced by the Swedish Forest Agency, which is responsible for official statistics in the area.

Product number: JO0306 Series JO – Agriculture, forestry and fisheries.

Published on February 7, 2023.

Contact: Katarina Ekberg

Phone: 00 46 36-35 93 44

E-mail: [katarina.ekberg@skogsstyrelsen.se](mailto:katarina.ekberg@skogsstyrelsen.se)